

“Students with socially significant **differences** such as wealth, maternal education level, race, and community climate, will have disparate levels of academic achievement.” - **The Opportunity Gap** by Carol DeShano da Silva, James Philip Huguley, Zenub Kakli, and Radhika Rao

## Education + Community Snapshot

Williamsburg-James City County

## Community

WJCC Pop. 81,077

### Education

WJCC School Pop. 10,975\*

#### Test Scores\*

**71%** of economically disadvantaged 3rd grade students passed Reading SOL tests

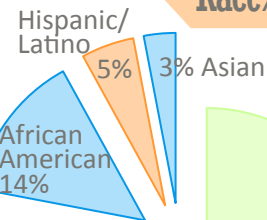
Compared to **88%** of all 3rd grade students in 2010-2011.

**86%** of economically disadvantaged 8th grade students passed Math SOL tests

Compared to **91%** of all 8th grade students in 2010-2011.

**73%** of 8th grade students with disabilities passed Reading SOL tests

Compared to **93%** of all 8th grade students in 2010-2011.

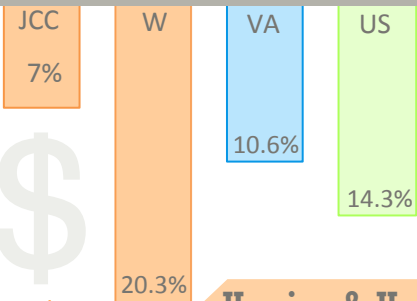


#### On-Time Graduation Rate\*

**53%** of students who experienced homelessness were expected to graduate on-time. Compared to **87%** of their peers in 2010-2011.

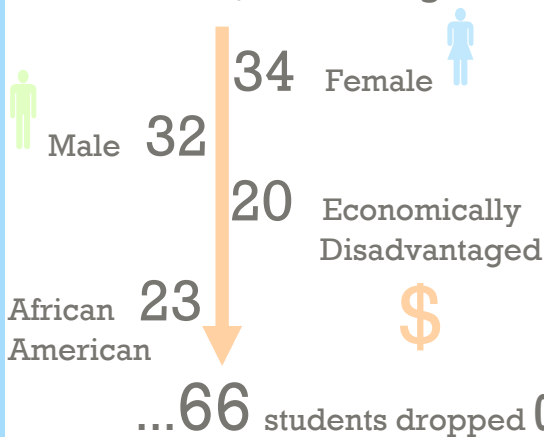
**73%** of students who experienced economic disadvantage were expected to graduate on-time. Compared to **87%** of their peers in 2010-2011.

#### Living Below Poverty Threshold



#### Dropout Rate\*

In 2009-2010, between grades 7-12...



**25%**

Of WJCC students receive free or reduced lunch.

**20.7%**

Of Williamsburg is **food insecure.**

**238**  
Homeless  
Adults

As self reported\*\* in the Historic Triangle 2008

**102**  
WJCC  
Students  
Homeless

As reported by Project HOPE 2008-2009

Food insecurity refers to USDA's measure of **lack of access**, at times, to enough food for an active healthy life for all household members and limited or uncertain availability of nutritionally adequate foods. Source: feedingamerica.org

\*According to 2009-2010/2010-2011 Virginia Dept. of Education data  
\*\*According to 2008 Census data  
Statistics based on information current as of January 2012

**WILLIAM & MARY**

Office of Community Engagement and Scholarship (OCES)  
3rd floor Blow Memorial Hall • 757.221.3263 • oces@wm.edu • www.wm.edu/oces  
Do you want to know more about these statistics, your community, and what you can do to help?  
Contact us!

“As long as the opportunity gap exists, the achievement gap will, too. We cannot expect teachers to be miracle workers by playing all the roles of educator, coach, tutor, big brother, and mentor.” - Peter Fortenbaugh